




Napa Valley
Winery Exchange

WINE SCORING SHEET

*For a blind tasting party.
Each person should receive four glasses
partially filled with four different wines.
Keep the labels hidden (ie: in a paper
bag or another room). Each person can
see, sip, swirl and savor – and then
individually grade each wine with a
unique grade, 1-4, from best to least
favorite. After everybody has filled out
their sheets, reveal the wine labels and
let the fun discussion begin! Who liked
which wines, and why. It's a great way to
explore wine tasting!*




SCORE (Circle One):

1 2 3 4

TASTING NOTES:

WINE NAME/INFO:

(After revealing wine labels)




SCORE (Circle One):

1 2 3 4

TASTING NOTES:

WINE NAME/INFO:

(After revealing wine labels)




SCORE (Circle One):

1 2 3 4

TASTING NOTES:

WINE NAME/INFO:

(After revealing wine labels)



SCORE (Circle One):

1 2 3 4

TASTING NOTES:

WINE NAME/INFO:

(After revealing wine labels)